



Vendor	<b>ABT 360 KT/Y PP PLANT Project</b>			Owner
	Cable List			 سراج گستران رجال SERAJ GOSTARAN REJAL (بهایی خانی)
	Vendor's Doc. No.: 23249-39	Rev.: 00		
	PPEC Doc. No.: To be advised			

**PPEC REQ. NO. : To be advised**

**ITEM NO. :**

**TOTAL PAGES : 03**

- **NO COMMENTS** : Documents/Drawings Were Checked By PPEC And Further Step Can Be Followed.
- **COMMENTED AS MARKED:** Documents/Drawings Were Checked By PPEC And Marked Comments Must Be Considered By Vendor. Vendor Shall Revise Documents/Drawing As Per Comments And The New Revision Of Documents/Drawings Must Be Revised Prior To Fabrication.
- **REJECTED:** Documents/Drawings Were Checked And It Is Not In Comply With Purchase Requisition Requirements.
- **ACCEPTABLE WITH COMMENTS:** Documents/Drawings Were Checked By PPEC And Comments Must Be Considered By Vendor. Fabrication Can Proceed Accordingly. Revised Document To Be Issued Either For Review Or As Final Certified. However PPEC Will Check The Revised Document For Proper Incorporation Of Comments.
- **NOT RETURNED:** Document Was Received For Information And Not Returned To The Vendor.


Name :  
Signature:  
Date :

Req. No. :



Seq. No.:

PPEC review & comments does not absolve the vendor of the responsibility for the corrected design, manufacturing and operation of the equipment

00	15-08-2025	Issue for Engineering	A.Z.	S.K.	J.J.	
REV.	DATE	Description	Prepared by	Checked by	Approved by	Authorized by

Vendor	ABT 360 KT/Y PP PLANT		Contractor (DEC)	Owner
	Cable List			
	Vendor's Doc. No.: 2 3 2 4 9 - 3 9	Rev.: 00		
	PPEC Doc. No.: To be advised			

PAGE NO.		CHANGE INDEX DURING FORMAL ISSUE						REASON OF LATEST CHANGE
		FIRST ISSUE	SECOND ISSUE	THIRTH ISSUE	FOURTH ISSUE	FIFTH ISSUE	SIXTH ISSUE	
		REV.00	REV.01	REV.02	REV.03	REV.04	REV.05	
1		X						
2		X						
3		X						
4								
5								
6								
7								
8								
9								
10								
11								
12								
13								
14								
15								
16								
17								
18								
19								
20								
21								
22								
23								
24								
25								
26								
27								
28								
29								
30								
31								
32								
33								
34								
35								
36								
37								
38								
39								
54								

	ABT 360 KT/Y PP PLANT	
DATE: 15-08-2025	DOC NO: 23249-53 Cable schedule	Rev: 00
		Page: 1 of 1

SI	LOCATION	GLAND	FROM BOARD / INSTRUMENT	CABLE NAME	TO BOARD / INSTRUMENT	TERM . STRIP	TERMINAL	LOCATION	CABLE	FUNCTION	SCOPE
		SIZE							mm2		
PK6801-01											
1	TBD	TBD	CUSTOMER	PS_00	UCP-PK6801-01	X0	1-3	TBD	3Cx2.5	UPS 1 Power Supply from Customer	CUSTOMER
2	TBD	TBD	CUSTOMER	PS_01	UCP-PK6801-01	X0	4-6	TBD	3Cx2.5	UPS 2 Power Supply from Customer	CUSTOMER
3	TBD	TBD	CUSTOMER	PS_02	UCP-PK6801-01	X1	1-3	TBD	3Cx2.5	Non-UPS 230VAC Power Supply from Customer	CUSTOMER
4	FIELD	M20	JIAP-PK6801-01	ANA_JB	UCP-PK6801-01	X2	1–24 (pairs)	TBD	12Px1.5	Analog Transmitter Inputs (4–20 mA)	VENDOR
5	FIELD	M32	LCP-PK6801-01	LCP_B	UCP-PK6801-01	X5	1–18 (shared)	TBD	19Cx1.5	Digital Inputs/Outputs for LCP (buttons & lamps)	VENDOR
6	FIELD	M25	LCP-PK6801-01	LCP_A	UCP-PK6801-01	X6	1-8	TBD	4Px2.5	Solenoid Valve Signals (CA-S1 to S4 ±)	VENDOR
7	TBD	TBD	MCC	TO/FROM_MCC	UCP-PK6801-01	X7	1–8	TBD	8Px1.5	Main Motor Feedback Signals (from MCC)	CUSTOMER
8	TBD	TBD	UCP-PK6801-01	TO/FROM_MCC	MCC	X8	9–16	TBD	8Px1.6	ESD Start/Stop/Permit Signals (to MCC)	CUSTOMER
9	FIELD	M20	LCP-PK6801-01	ESD_LCP	UCP-PK6801-01	X9	1–4	TBD	2Px1.5	ESD Pushbutton Signals (ESD1/ESD2 ±)	VENDOR
10	TBD	TBD	DCS / FCS	ESD_FROM_DCS	UCP-PK6801-01	X10	1–4	TBD	2Px1.5	Hardwired ESD Signals from DCS	CUSTOMER
11	TBD	TBD	UCP-PK6801-01	TO_DCS	DCS / FCS	X11	1–4	TBD	3Px1.5	DCS Running & Trip Feedback Signals	CUSTOMER
12	TBD	TBD	DCS / FCS	FROM_DCS	UCP-PK6801-01	X12	1–4	TBD	3Px1.5	Remote Start / Stop Signals	CUSTOMER
13	FIELD	M20	PDT-PK6801-01	PDTPK680101	UCP-PK6801-01	X2	1–2	TBD	1Px1.5	Differential Pressure Transmitter	VENDOR
14	FIELD	M20	TT-PK6801-01	TTPK680101	UCP-PK6801-01	X2	3-4	TBD	1Px1.5	1st Stage Temp Alarm	VENDOR
15	FIELD	M20	TT-PK6801-02	TTPK680102	UCP-PK6801-01	X2	5-6	TBD	1Px1.5	1st Stage Temp Trip	VENDOR
16	FIELD	M20	TT-PK6801-03	TTPK680103	UCP-PK6801-01	X2	7-8	TBD	1Px1.5	2nd Stage Temp Alarm	VENDOR
17	FIELD	M20	TT-PK6801-04	TTPK680104	UCP-PK6801-01	X2	9-10	TBD	1Px1.5	2nd Stage Temp Trip	VENDOR
18	FIELD	M20	TT-PK6801-05	TTPK680105	UCP-PK6801-01	X2	11-12	TBD	1Px1.5	Cooling Water Supply Temp Trip	VENDOR
19	FIELD	M20	TT-PK6801-06	TTPK680106	UCP-PK6801-01	X2	13-14	TBD	1Px1.5	Cooling Water Return Temp Trip	VENDOR
20	FIELD	M20	PT-PK6801-01	PTPK680101	UCP-PK6801-01	X2	15-16	TBD	1Px1.5	Oil System Pressure Trip	VENDOR
21	FIELD	M20	PT-PK6801-02	PTPK680102	UCP-PK6801-01	X2	17-18	TBD	1Px1.5	Compressor Outlet Pressure Alarm	VENDOR
22	FIELD	M20	FIELD	XYPK680101	LCP-PK6801-01	X6	1-2	TBD	1Px2.5	Regulating Solenoid Valve Load/Unload Signal	VENDOR

NOTE: PLEASE PROVIDE THE LENGTHS OF ALL THE INTERCONNECTING CABLES.